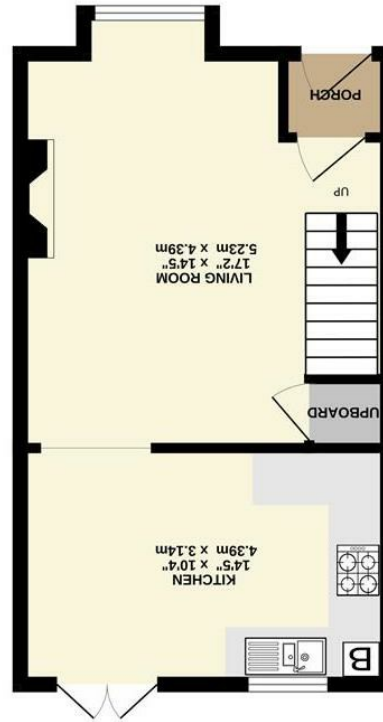
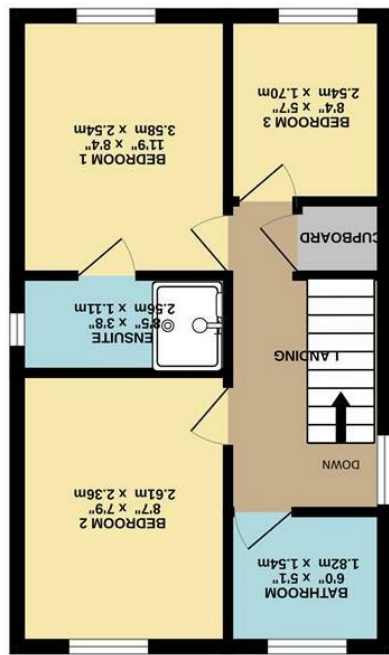


While every attempt has been made to ensure the accuracy of the floorplan contained here, measurements of doors, windows, rooms and any other items are approximate and no responsibility is taken for any error, omission or mis-statement. This plan is for illustrative purposes only and should be used as such by any prospective purchaser. The service, systems and appliances shown have not been tested and no guarantee as to their operability or availability can be given.
 Made with AutoCAD 2022



TOTAL FLOOR AREA: 673 sq ft (62.5 sq m) approx.



These particulars are believed to be accurate but they are not guaranteed and do not form a contract. Neither Jordan Fishwick nor the vendor or lessor accept any responsibility in respect of these particulars, which are not intended to be statements or representations of fact and any intending purchaser or lessee must satisfy himself by inspection or otherwise as to the correctness of each of the statements contained in these particulars. Any floorplans on this brochure are for illustrative purposes only and are not necessarily to scale.

Offices at: Chorlton, Didsbury, Disley, Hale, Glossop, Macclesfield, Manchester Deansgate, Manchester Whitworth Street, New Mills, Sale, Wilmslow and Withington





Marwood Close Altrincham
WA14 4XD

£425,000



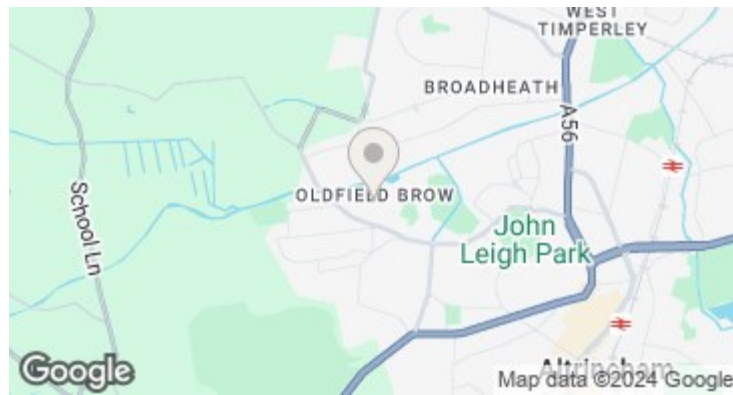
The Property

Jordan Fishwick are pleased to present this 3 bedroom 2 bathroom detached property situated in a quiet cul-de-sac near to shops, schools, and other local amenities. The property is for sale with NO CHAIN and comprises of entrance hall, lounge with feature fireplace, fitted dining kitchen with French patio doors leading to the rear garden. To the first floor is 3 bedrooms, one with ensuite shower room, and a 3-piece suite family bathroom. The property has gas central heating, a large garden, a garage, plus ample parking.

Marwood Close forms part of a popular residential locality developed in the immediate vicinity with detached properties of varying design beyond a tree lined carriageway and set within mature gardens all of which combine to create an attractive setting. The location is ideal with local shops less than a 1/2 mile away and also being within easy reach of John Leigh Park and Altrincham town center, with the Metrolink providing a commuter service into Manchester.

Directions

WA14 4XD



- NO CHAIN
- 3 Bedrooms
- Garage
- Cul-de-sac location
- Council Tax Band - D
- EPC -
- Close to local amenities
- Gas central heating

Postcode - WA14 4XD
 EPC Rating -
 Floor Area - 673.00 sq ft
 Local Authority - Trafford
 Council Tax - D

